

MORE SWITCHED ON

NEW PRODUCT RELEASE

# INTELLI-WAVE 3000W 12V PURE SINE WAVE INVERTER

ENORMOUS 6000W STARTUP  
POWER FOR 3 SECONDS

2  
YEAR  
WARRANTY

3 SEC  
200%  
STARTUP  
POWER

AC  
TRANSFER  
SWITCH  
DC

ECO

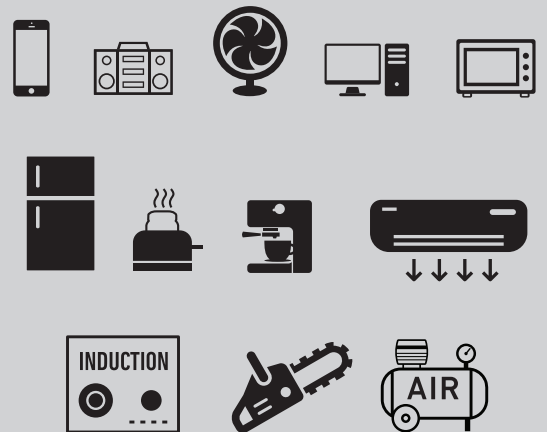
PURE  
SINE WAVE



IP3000


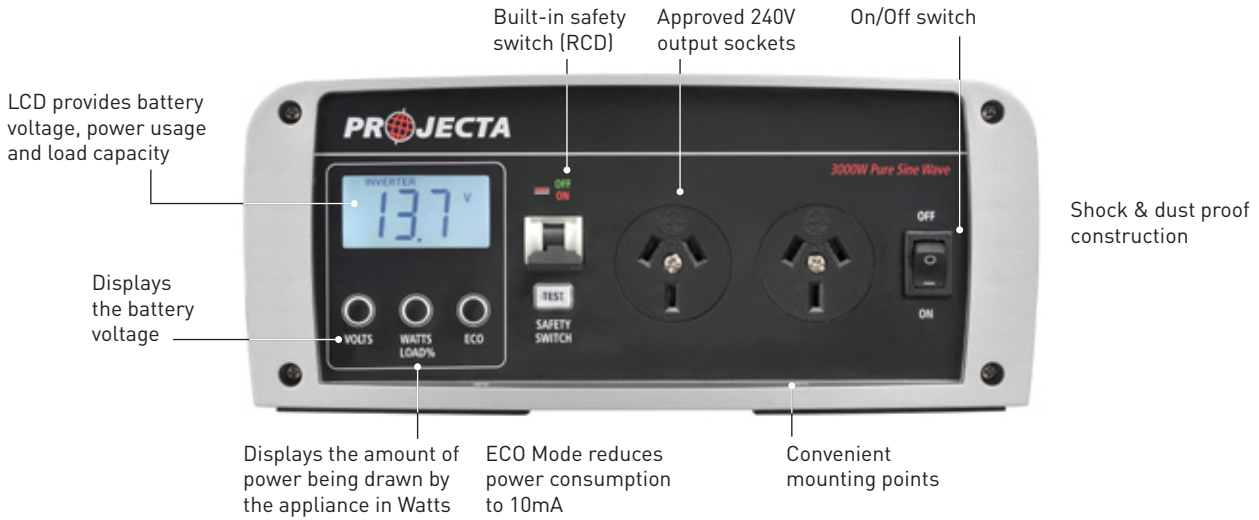
- Capable of powering up air conditioners, induction cooktops and air compressors
- 4200W for 3 minutes, 3000W continuous power
- AC Transfer Switch for seamless switching between AC and DC power sources
- Built-in Safety Switch (RCD)
- Power saving ECO mode (10mA draw)
- Wired Remote/Monitor Display for out-of-sight installation
- Advanced safety features including voltage temperature, fault and overload protections

## APPLICATION GUIDE




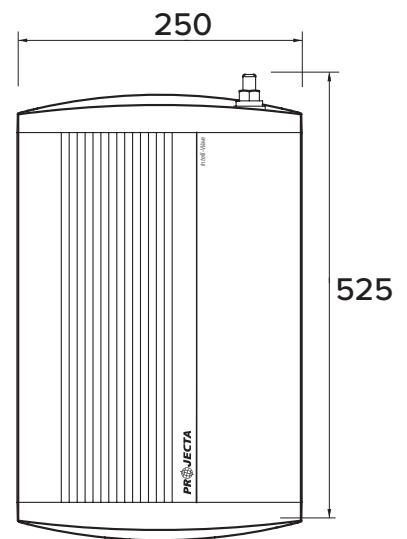
MORE SWITCHED ON

NEW PRODUCT RELEASE



## SPECIFICATIONS

<b>Input</b>	12V DC Battery/Vehicle (9.75–15.5V DC)
<b>Output</b>	240V AC 50Hz (Pure Sine Wave)
<b>Output Power</b>	3000W Continuous 6000W Peak
<b>Fuse</b>	525A fuse
<b>Low Battery Alarm</b>	10.5V DC ( $\pm 0.25$ Volts)
<b>Low Battery Shutdown</b>	9.75V DC ( $\pm 0.25$ Volts)
<b>Thermal Shutdown</b>	65°C
<b>Approvals</b>	Electrical Safety (AS/NZS4763:2011), EMC
<b>Ideal Battery Size</b>	95–600Ah
<b>Minimum Battery Size</b>	95Ah
<b>Run Time (95Ah Battery)</b>	4 minutes at full load



P/NO.	QTY	DESCRIPTION	BARCODE
IP3000	1	3000W 12V Pure Sine Wave Inverter	9315219001795
IWK8	1	1.5 Metre, 95mm <sup>2</sup> Wiring Kit	
IFB-350	1	Fuse Box with 350A ANM Fuse	